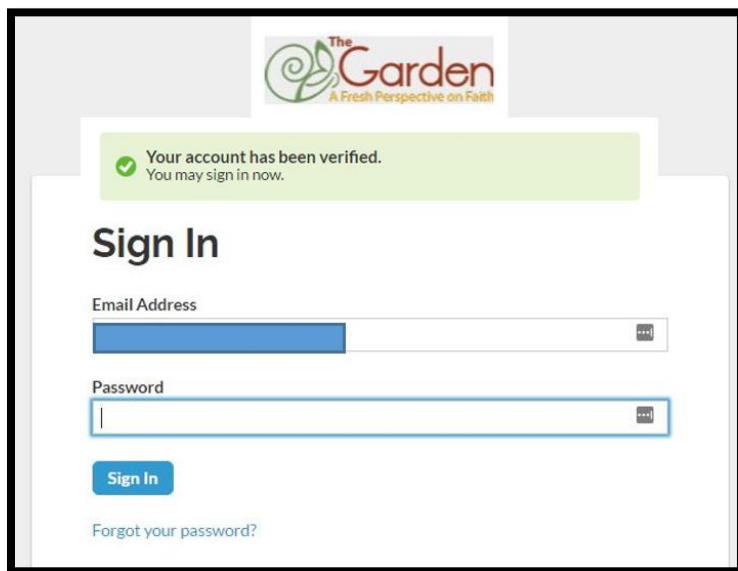



## Web Users: One Time Giving

*If you are in a household with two adults who jointly give, only one person needs to set up the giving. You will both be able to see it if you each have your own accounts.*

1. Go to <https://onrealm.org/thegarden> website. **Sign in** with your email and the password you created.



2. Click the **Giving** menu on the left.



3. Click the **Give** button.




4. In the Giving Details section, set up your **amount**, **fund** (*General Operating Fund is the normal fund to use for regular or pledge giving*).

A screenshot of the 'Giving Details' form. The title is 'How much would you like to give?'. There are two input fields: 'Amount' with a value of '\$ 0.00' and 'Fund' with a dropdown menu set to 'General Operating Fund'. Below these is a 'Memo' field. To the right of the memo field is a button labeled '+ ANOTHER FUND'. Below the memo field are two large buttons: 'GIVE ONCE' and 'GIVE MULTIPLE TIMES'. At the bottom left is a 'Gift date' field with a calendar icon and the value 'Today'. At the bottom right is a 'Total: \$0.00' label. At the very bottom are two buttons: 'CANCEL' and 'CONTINUE'.

5. In the Payment Information section, enter the **payment account info**. Your contact info will auto-populate so it is important to make sure we have the correct info on file. Check the box **I'm not a robot** and click **Give**.

### Payment Information

Account Nickname	<input type="text"/>	
Account Type	Checking	▼
Account Number *	<input type="text"/>	
Routing Number *	<input type="text"/>	
Billing Name *	Test User	
Billing Address Line 1	6185 Guilford Ave	
Billing Address Line 2	<input type="text"/>	
Billing City	Indianapolis	
Billing State	Indiana	▼
Billing Postal Code	46220	
Email Address *	test@test.com	

I'm not a robot   
reCAPTCHA  
Privacy - Terms

[Give](#) or [Cancel](#)